

Absorbant Glass Mat (AGM) technology for superior performance. Valve regulated, spill proof construction allows safe operation in any position. Approved for transport by air. D.O.T., I.A.T.A., F.A.A. and C.A.B. certified. U.L. recognized under file number MH 20567.

Maintenance-Free

Specification

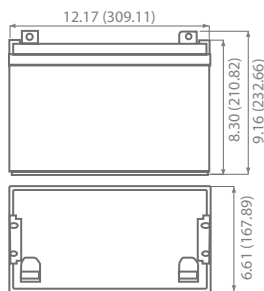
Nominal Voltage	12 volts		
Nominal Capacity	77° F (25° C)		
20-hr. (5.00A)	100 Ah		
10-hr. (9.30A)	93.0 Ah		
5-hr. (17.0A)	85.0 Ah		
1-hr. (60.0A)	60.0 Ah		
Approximate Weight	55.0 lbs (24.9 kgs)		
Internal Resistance (approx.)	5mΩ		
Shelf Life (% of normal capacity at 68° F (20° C))			
3 Months	6 Months	12 Months	
91%	83%	64%	
Temperature Dependency of Capacity (20 hour rate)			
104° F (40°C)	77° F (25°C)	32° F (0°C)	5° F (-15°C)
102%	100%	85%	65%
AGM Operational Temperature			
Charge	32°F to 104°F (0°C to 40°C)		
Discharge	5°F to 113°F (-15°C to 45°C)		
AGM Storage Temperature	5°F to 104°F (-15°C to 40°C)		



Due to continuous improvements to our products, product may vary slightly from depiction.

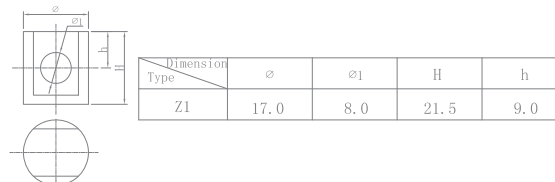
Charge Method (Constant Voltage)	
Cycle Use (Repeating Use)	
Initial Current	30 A or smaller
Control Voltage	14.6 - 14.8 V
Float Use	
Control Voltage	13.6 - 13.8 V

Physical Dimensions: in (mm)



L: 12.17in (309.11mm)
W: 6.61in (167.89mm)
H: 8.30in (210.82mm)
TH: 9.16in (232.66mm)
 Tolerances are +/- 0.04 in. (+/- 1mm) and +/- 0.08 in. (+/- 2mm) for height dimensions. All data subject to change without notice.

Terminals



Constant Current Discharge Characteristics Unit:A (25°C, 77°F)

F.V/Time	5MIN	10MIN	15MIN	30MIN	1HR	2HR	3HR	4HR	5HR	8HR	10HR	20HR
9.60V	351.5	256.5	180.5	109.3	57.0	33.3	24.4	19.0	15.7	11.0	10.0	5.4
10.20V	309.7	233.7	161.5	103.6	53.6	31.7	23.8	18.5	15.4	10.8	9.7	5.3
10.50V	298.3	222.3	152.0	100.7	52.3	31.0	23.2	18.2	15.2	10.7	9.5	5.2
10.80V	286.9	210.9	142.5	97.9	50.4	30.2	22.6	18.0	14.8	10.5	9.5	5.1
11.10V	275.5	199.5	133.0	95.0	48.5	29.5	21.9	17.4	14.4	10.2	9.0	4.9

Constant Power Discharge Characteristics Unit:W (25°C, 77°F)

F.V/Time	5MIN	10MIN	15MIN	30MIN	1HR	2HR	3HR	4HR	5HR	8HR	10HR	20HR
9.60V	3732.6	2818.7	1917.1	1160.0	660.3	384.8	283.1	220.4	181.5	128.3	115.9	62.4
10.20V	3438.1	2594.5	1792.7	1149.5	620.4	367.7	275.5	214.7	142.6	125.4	113.1	60.8
10.50V	3383.0	2521.3	1723.3	1141.9	600.4	359.1	268.9	210.9	175.8	124.5	111.2	60.0
10.80V	3339.3	2454.8	1658.7	1139.1	584.3	351.5	263.2	207.1	172.9	121.6	110.2	59.8
11.10V	3278.5	2374.1	1582.7	1130.5	576.7	350.6	260.3	206.2	172.0	120.7	107.4	58.0

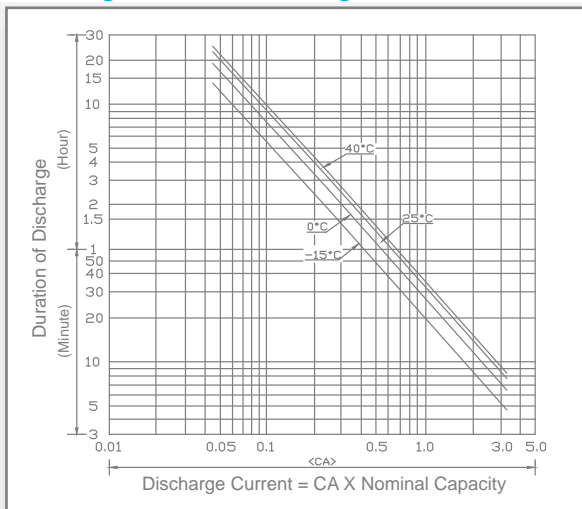


ISO 9001

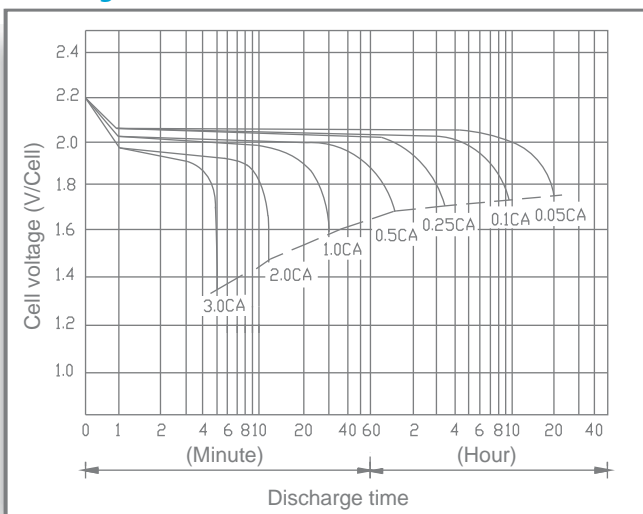
UB121000

Maintenance-Free

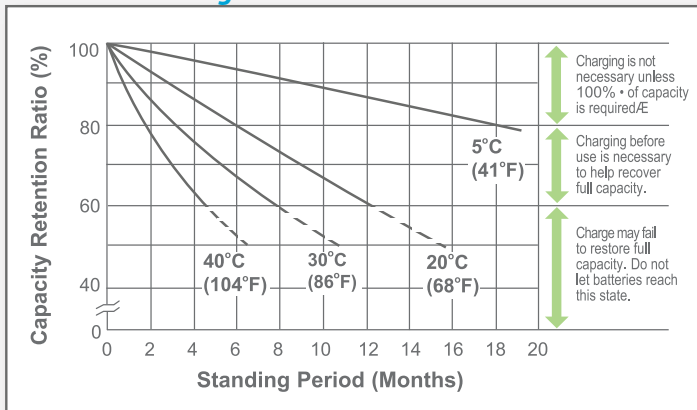
Discharge Time vs. Discharge Current



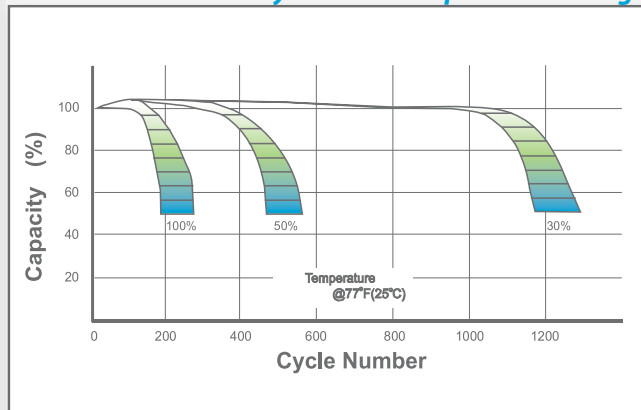
Discharge Characteristics



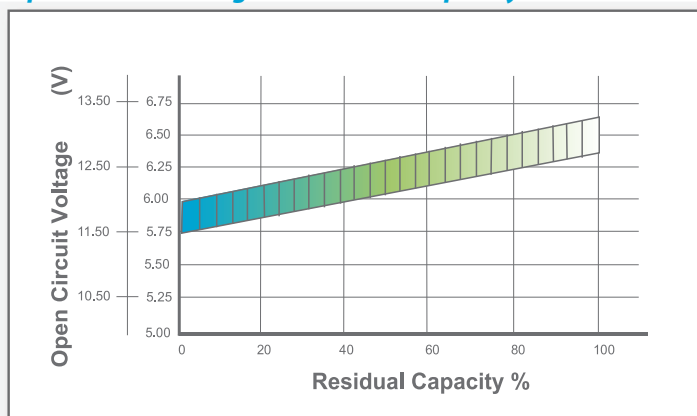
Shelf Life & Storage



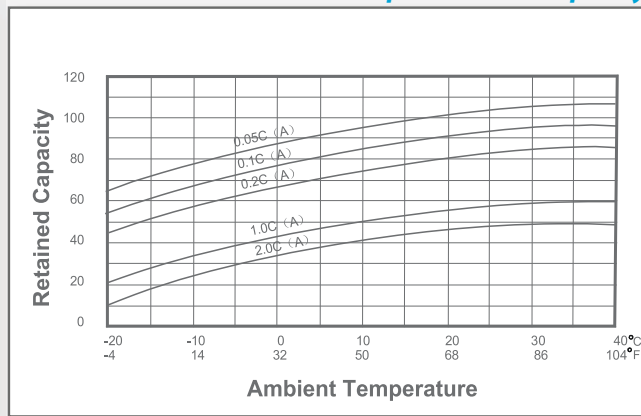
Cycle Life vs Depth of Discharge



Open Circuit Voltage vs Residual Capacity



Effect of Temperature on Capacity



Charge Current & Final Discharge Voltage

Application	Charge Voltage(V/Cell)			Max.Charge Current	Final Discharge Voltage V/Cell	Discharge Current(A)	Final Discharge Voltage V/Cell	Discharge Current(A)
	Temperature	Set Point	Allowable Range					
Cycle Use	25°C(77°F)	2.45	2.43-2.47	0.30C	1.75	0.2C>(A)	1.70	0.2C<(A)<0.5C
Standby	25°C(77°F)	2.28	2.27-2.30		1.60	0.5C<(A)<1.0C	1.30	(A)>1.0C